

3D Archery – Frequently Asked Questions

Various FAQ in view of the adapted WA 3D Rules as per **1.4.2013 (Version 7/2013)**

Book 2, Events

Question:

Which distance for which 3D targets in a competition course?

Answer:

See Book 2, Chapter 9, Field of Play setup – 3D Archery – Article 9.1.1.7.3

The 3D targets can be divided into four groups based on the size of the 11/10/8-ring.

	Group 1	Group 2	Group 3	Group 4
11/10/8-size	>250mm	201-250mm	150-200mm	<150mm
Red	30-45m	20-36m	10-27m	5-18m
Blue	20-30m	15-25m	10-20m	3-10m

4-8 targets from each of the above mentioned sized 11/10/8 3D targets are to be used in each course.

Question:

Where double targets are available at a shooting-post, which athlete in the individual competition shoots on the left target and which athlete shoots on the right target?

Answer:

See Book 2, Chapter 9, Article 9.1.1.5

The left placed athlete to shoot on that target shoots on the left target, the right placed athlete on the right target.

Information for the individual finals rounds can be found in Book 2, Chapter 4.5.7 – The 3D Rounds – Article 4.5.7.1.4

Information for the team finals rounds can be found in Book 2, Chapter 4.5.7 – The 3D Rounds – Article 4.5.7.1.5.

Question:

How to place small 3D targets in a competition course?

Answer:

See Book 2, Chapter 9, Article 9.1.1.5

For small targets (group size "4") , the organisers shall place two animal targets next to each other.

Question:

What is considered as a miss?

Answer:

See Book 2, Chapter 9, Article 9.2 – Venue Equipment

9.2.2, 5th bullet:

"A hit in the horn or the hoof, not touching the body colour zone, a glance-off or any other miss counts as a miss (M)."

Time limits/shoot offs Book 4 – articles 26.4.1.2 and 27.3.2.1 and 2 (both 3rd bullets)
In the two qualification rounds each athlete shoots two arrows within 1,5 minutes
In the elimination-and final rounds each athlete shoots one arrow within 1 minute.
The time limit of 1,5 and 1 minute resp. in the group begins when the athlete arrives at the peg.

The time limit for a shoot off shall be 40 seconds in the individual competition.

The time limit for a shoot off shall be two minutes in the team competition.

Book 4, Athletes Equipment

Instinctive Bow

Article 22.4 – Riser of the Instinctive Bow:

A bow of any type, which complies with the common meaning of the word bow as used in target archery, consisting of a handle (grip), riser (no shoot-through type) and two flexible limbs each ending in a tip with a string nock. The riser is produced of a natural or resin based material (e.g. wood, bamboo, horn, cloth, fiberglass, etc., but not carbon/graphite or metal). The riser must be of laminated construction or one piece of wood. The bow may be of a take-down type and may incorporate factory installed metal fittings in the riser for limb attachment, sight mount inserts, cushion plunger insert and stabilizer bushings only. The bow may include a single adjustable limb for tiller adjustment only, but may not have adjustable limb pockets for bow weight adjustment. The riser may include multiple natural or synthetic laminates for use in limb/ pocket protection or for structural use within the riser, but no carbon/graphite or metal laminates are allowed. The riser must contain some wood or bamboo. For non-takedown bows, limb laminates of any material that fade into the riser section are permitted. The bow is braced for use by a single string attached directly between the two stringnocks, and in operation is held in one hand by its handle (grip) while the fingers of the other hand draw and release the string.

The bow as described above shall be bare, except for a simple plastic industry standard glued arrow rest and free from protrusions, sights or sight marks, marks or blemishes or laminated pieces (within the bow window area) which could be of use in aiming.


Question:

Is the Helix Bow legal for FITA competitions?

Answer:

The Helix Bow is not legal in 3D for the instinctive bow division, nor for the barebow division, as the unbraced bow would not pass the test with the 12.2cm ring.

Question:



Can SVL products Modular and Enhancer 2000 be used in the instinctive bow division?

Answer:

These products are not legal, as they are clearly a shock absorbing device.

Question:


Question re various arrow rests for the instinctive bow division

Answer:

In the instinctive bow division a simple arrow rest must be used (Article 22.4.3).

Book 4, Article 22.4.3:

Clearly arrow rests in the information below numbers 2, 4, 5 and 7 are not legal. Although #7 is of a very simple design, it has a built in "pressure button" (being the spring itself) and would have to be interpreted as not legal. #4 has a small cushion device and #5 has a plunger built into the body of the rest housing. For #2, again we have a non-simple design with a built in pressure button. Rests #1 and #3 are exactly what is believed the rule designates as simple. As for #6, this rest would also consider not to be legal as it is of a wrap around design, is adjustable in and out and is a flipper rest. Also, this rest is designed to be used in conjunction with a cushion plunger.



Question:

Two further arrow rests instinctive bow division

Answer:

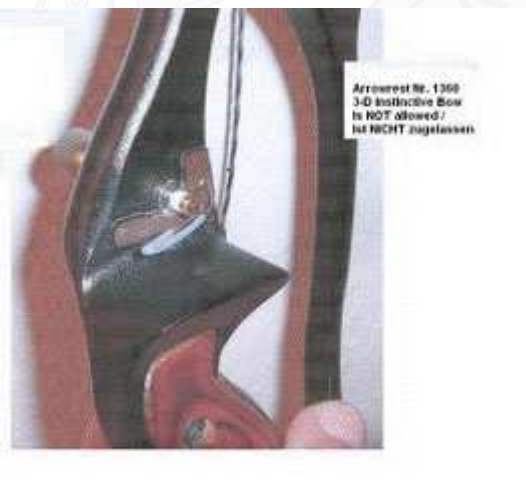
For the instinctive bow division, the photo #1360 is definitely not allowed. However, the arrow rest in photo #1364 is allowed. The bow in #1364 has a small pressure pad, but not a pressure button and the rest is of a very simple design. We take it, that pressure button means cushion plunger, which is clearly the case in photo #1360 and therefore that arrow rest/pressure button combination is not legal for the instinctive bow class.

Book 4, Article 22.4.3 reads: An Arrow rest, which cannot be adjustable.

Book 4, Article 22.4.3.1: The Arrow rest can be either a simple plastic industry standard glued rest or the athlete can use the bow shelf, in which case it may be covered with any type of soft material.



1364: Is allowed



1360: not allowed

Some questions for the Longbow Division – Article 22.5

Question:

How is the length of a longbow measured?

Answer:

Book 4, Article 22.5.1.1:

The strung bow will be measured between the string nocks all along the outside (back) of the limbs.

Book 4, Article 22.5.1:

The bow shall correspond to the traditional form of a longbow which means that when strung the string may not touch any other part of the bow but the string nocks.

Question:

Information about longbow

Answer:

Book 4, Article 22.5.5:

"No weights, stabilisers or torque flight compensators are allowed." This also means that a bow quiver cannot be attached to the longbow.

General Information 3D Rules

Question:

Is it allowed for an athlete to nock his/her arrow on to the bow at the picture board before walking to the shooting peg?

Answer:

No, due to safety reasons and the time-limit, the arrow can only be nocked at the shooting peg.

Question:

Does an athlete have to draw up on the target in all cases?

Answer:

Yes, at any shooting post, the athlete must aim and draw up on the target.

Question:

How to organise 3D Championships Rounds?

Answer:

Book 2, Events, Articles 4.5.7 – The 3D Rounds

Article 4.5.7.1.1

Qualification rounds: 3 or 4 courses of 24 targets each, if necessary, depending on the number of participants.

For the 1st elimination round it is necessary to prepare 3 courses of 12 targets each (Article 4.5.7.1.2); for the 2nd elimination round it is necessary to prepare courses with 8 targets each (Article 4.5.7.1.2).

Final courses should be prepared separately (Article 4.5.7.1.3).

For the team finals, each team should have its own target, throughout the finals.

Special shoot-off targets for all rounds must be prepared in advance.

The training-field, resp. warm-up field, must be proportionally to the number of participants. It can only be used under supervision and also between the various rounds (for which a training-slot must be fixed in the programme) only by the participants still in the competition.

Question:

What programme to use for World Championships?



Answer:

See Book 2, Appendix 3

During the TC meeting "specialities" in 3D targets must be discussed and brought to the attention of the Team Captains.

The Tournament Judges Commission has to check upon the correctness of the courses, also based on the above information.

